










Color Code

Easter Is About Love

Many people loved Jesus. They wanted to hear him teach about God's love. Color this picture of Jesus coming to Jerusalem. Use the chart.

- | | |
|---|--|
| 1 =  red | 5 =  blue |
| 2 =  yellow | 6 =  purple |
| 3 =  light brown | 7 =  gray |
| 4 =  dark brown | 8 =  green |



Easter Sunday Word Search



Use the word bank below to help solve the word search. Circle the words you find.

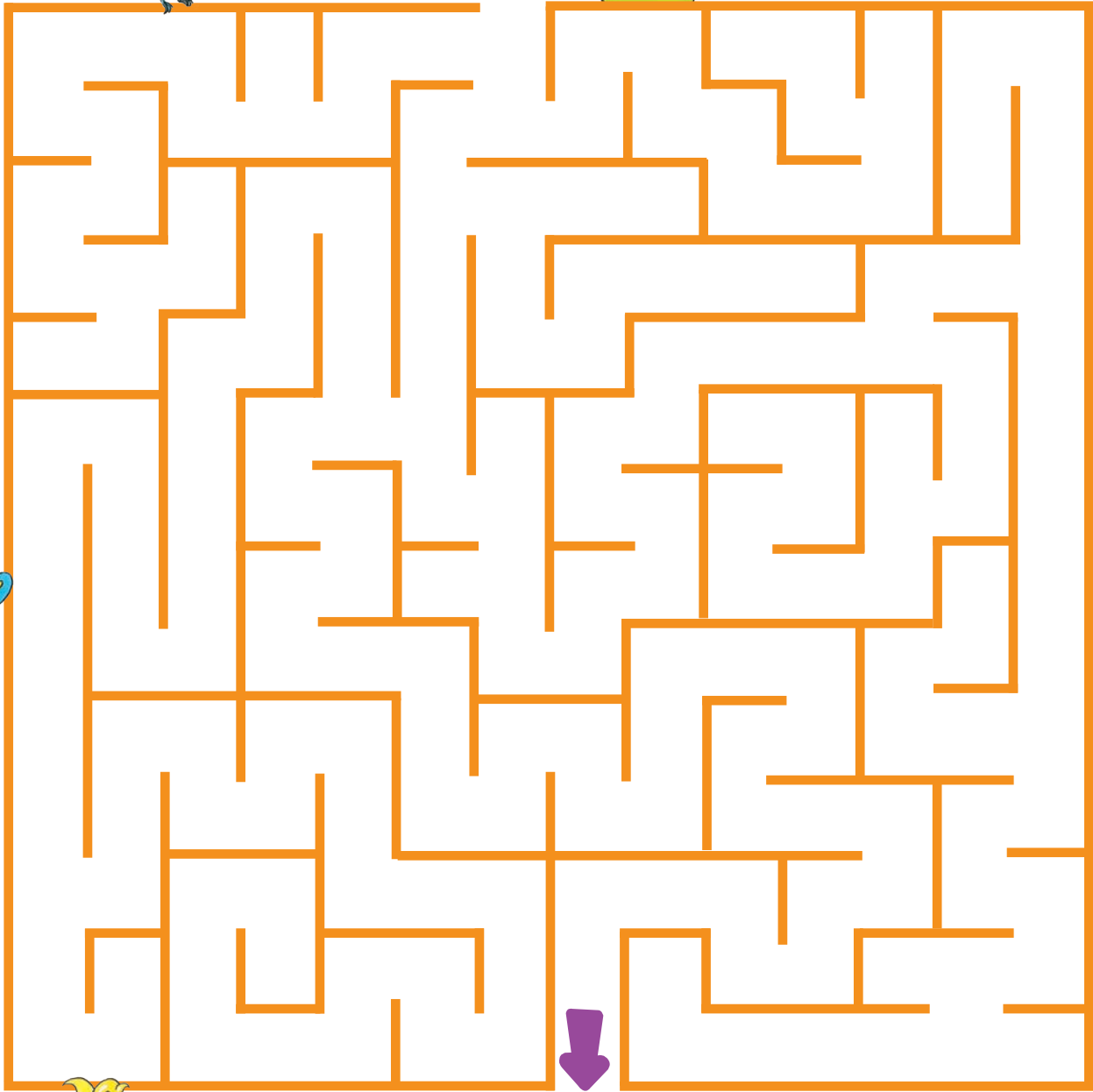
Y G F P E L X Y S H V T A U H
A C O Q X Z Q A C O T T A S C
R D R L G Q H D G F L N X L R
P J G O P U O R G P G D H D U
E V I P S G F B H E F Q I I H
E V V G H S C Y L U Q O H E C
W F E Q J E S U S Y L Y Y I R
J H Y R P C O C W U Y Q C H Y
Y R V I Q T A A O K Z N O L C
E A C S B J F A D W L S I M J
P G D E J M E A N W A M T E S
Y D L N R U O N A N A K T O C
I K N W U M U T N F X F M E X
Z Z Q Z N S G A R E T S A E J
E V O L M I E V S Z G L G K F

ANGEL CHURCH CROSS EASTER FAMILY FORGIVE GOD
HOSANNA JESUS LOVE PRAY RISEN SOLDIER SUNDAY TOMB



Easter is A-Mazing

Help Honey Bear find her basket of jellybeans.



Adding Up

The Bear cubs like candy. They get special candy on Easter. Add the candy pieces. Write the number and the number word to show how many in each line.



+



=

number

number word




+



=

number

number word



+



=

number

number word



+




=

number

number word



+




=

number

number word



+



=

number

number word

Springtime Color

Look at the Bear family. They are getting ready for Easter Sunday service.
Color the Bears.



Krispie Easter Eggs

What you need:

- 3 tablespoons butter
- 4 cups mini marshmallows
- 6 cups crisp rice cereal
- 12–15 plastic Easter eggs
- Small jelly beans or other Easter candies

Directions

- 1 Warm butter over low heat in a large saucepan.
- 2 Add marshmallows and stir until melted.
- 3 Remove the pan from heat and add the crisp rice, mixing together well.
- 4 Clean the plastic eggs and coat the insides with cooking spray.
- 5 Press the cereal mixture into the eggs. If you want to make a surprise egg with candy inside, press down into the halves of the eggs to make small hollows. Put candy in one half and then close the egg so the two halves stick together.
- 6 Allow eggs to cool, then decorate with your favorite Easter candy.

Yield: 12–15 eggs



